
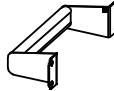
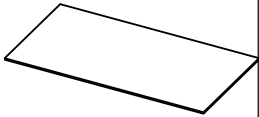






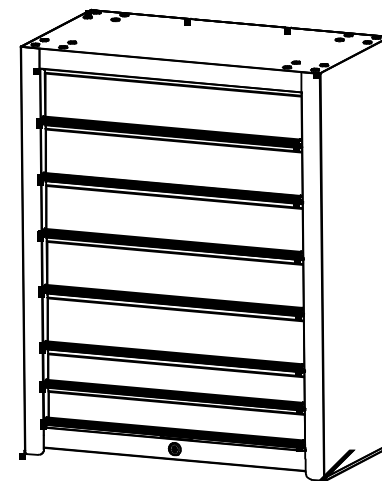



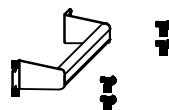
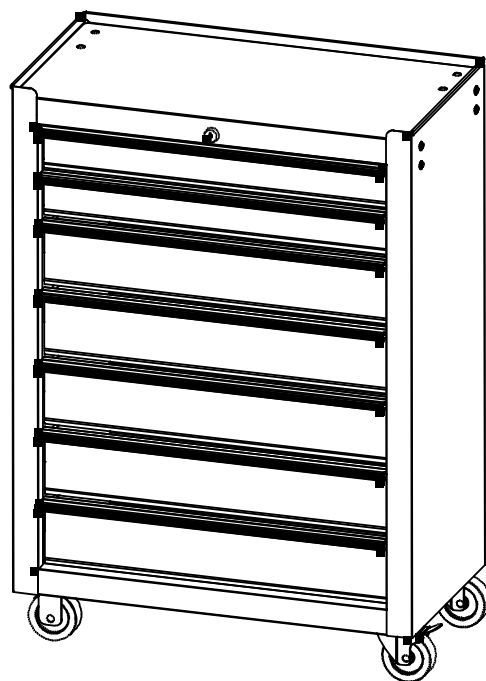
			ilość
1	szafka		1
2	uchwyt		1
3	podkładka tłumiąca		1
4	Koło obrotowe 3 cale		1
5	Koło stałe 3 cale		2
6	Koło hamulcowe 3 cale		1
7	Śruba M8		16
8	Uszczelka M8		16
9	Śruba M6*16		4

1



Odwróć szafkę do góry
nogami, aby zamontować
koła.

2



Zamontuj 2 koła
skrętne po tej samej
stronie, co uchwyt.

3

